


MUNICIPIO DE LANDA DE MATAMOROS, QRO. (a)


Resultados de Egresos - LDF


(PESOS)

| Concepto (b) | 2014 (c) | 2015 (c) | 2016 (c) | 2017 (c) | 2018 (c) | 2019 (d) |
|---|----------|--------------------|--------------------|--------------------|--------------------|--------------------|
| 1. Gasto No Etiquetado (1=A+B+C+D+E+F+G+H+I) | 0 | 78,831,880 | 80,248,142 | 174,516,251 | 155,891,525 | 191,744,487 |
| A. Servicios Personales | 0 | 42,883,822 | 45,855,000 | 49,731,024 | 53,695,867 | 52,187,565 |
| B. Materiales y Suministros | 0 | 6,569,500 | 8,305,255 | 7,245,720 | 6,352,927 | 8,011,032 |
| C. Servicios Generales | 0 | 13,090,517 | 14,967,887 | 24,603,265 | 26,246,130 | 35,241,664 |
| D. Transferencias, Asignaciones, Subsidios y Otras Ayudas | 0 | 8,025,000 | 9,520,000 | 15,778,411 | 11,341,592 | 17,053,886 |
| E. Bienes Muebles, Inmuebles e Intangibles | 0 | 582,500 | 1,600,000 | 1,030,452 | 2,308,016 | 4,989,038 |
| F. Inversión Pública | 0 | 7,680,541 | 0 | 76,127,379 | 55,946,993 | 74,261,302 |
| G. Inversiones Financieras y Otras Provisiones | 0 | 0 | 0 | 0 | 0 | 0 |
| H. Participaciones y Aportaciones | 0 | 0 | 0 | 0 | 0 | 0 |
| I. Deuda Pública | 0 | 0 | 0 | 0 | 0 | 0 |
| 2. Gasto Etiquetado (2=A+B+C+D+E+F+G+H+I) | 0 | 40,838,572 | 44,845,889 | 12,846,007 | 10,881,456 | 12,268,343 |
| A. Servicios Personales | 0 | 7,622,738 | 7,864,087 | 8,245,704 | 8,551,133 | 8,193,608 |
| B. Materiales y Suministros | 0 | 1,067,300 | 1,130,000 | 1,740,400 | 1,811,522 | 2,753,491 |
| C. Servicios Generales | 0 | 1,851,500 | 1,835,000 | 2,838,641 | 518,801 | 1,155,300 |
| D. Transferencias, Asignaciones, Subsidios y Otras Ayudas | 0 | 10,000 | 300,000 | 0 | 0 | 0 |
| E. Bienes Muebles, Inmuebles e Intangibles | 0 | 0 | 0 | 21,262 | 0 | 0 |
| F. Inversión Pública | 0 | 30,287,034 | 33,716,802 | 0 | 0 | 165,944 |
| G. Inversiones Financieras y Otras Provisiones | 0 | 0 | 0 | 0 | 0 | 0 |
| H. Participaciones y Aportaciones | 0 | 0 | 0 | 0 | 0 | 0 |
| I. Deuda Pública | 0 | 0 | 0 | 0 | 0 | 0 |
| 3. Total del Resultado de Egresos (3=1+2) | 0 | 119,670,452 | 125,094,031 | 187,362,258 | 166,772,981 | 204,012,830 |


 PROFRA. MARINA PONCE CAMACHO
 PRESIDENTA MUNICIPAL


 C.P. DANIEL CAMACHO GONZALEZ
 DIRECTOR DE TESORERIA


 PSC. MARIA LILIA FUENTES RUBIO
 SINDICO MUNICIPAL


 L.A. ANA MARIELA TREJO BOTELLO
 GUBERNAMENTAL

